

# Mississippi Cancer Registry Newsletter

**VOLUME 13 ISSUE 1**



## **Inside this issue:**

- ❖ Spring Educational Meeting
- ❖ CTR Exam Schedule
- ❖ Upcoming Webinars
- ❖ Congratulations
- ❖ Timely Reporting Schedule
- ❖ Educational Corner
- ❖ Upcoming Events



**UNIVERSITY OF MISSISSIPPI MEDICAL CENTER**

# MCRA Spring Educational Meeting



April 26-27, 2018



University of MS Medical Center  
Jackson Medical Mall  
350 W Woodrow Wilson Ave, Jackson, MS 39213



The guest speaker is **Dr. Fredrick Greene**. This two day event will provide an educational forum for healthcare professionals to broaden their knowledge with the cancer registry. The registration fee is \$55 for MCRA members and \$100 for Non-MCRA members. Breakfast will be provided on both days and lunch will be provided on the first day. Continuing Education Hours will be awarded upon the approval from NCRA.



For more information contact :  
Candye Smith 601-984-1098 or fax: 601-984-1964  
Email: [cjsmith@umc.edu](mailto:cjsmith@umc.edu)  
**Deadline to fax registration: April 1, 2018**



## 2018 CTR Exam

June 25 – July 14;  
application deadline = June 1

October 15 – November 3;  
application deadline = September 25

For more information, visit  
<http://www.ctrexam.org/>



## Upcoming Webinars

4/5/18 Collecting Cancer Data: Pancreas

5/3/18 Directly Coded Stage

6/7/18 Collecting Cancer Data: Thyroid and  
Adrenal Gland

For more information contact: La'Tawnya  
Roby, BS, CTR [ldroby@umc.edu](mailto:ldroby@umc.edu)

<https://www.naacr.org/>



## *Congratulations!*

North MS Medical Center  
received full three year ac-  
creditation through  
NAPBC.

# Timely Reporting Schedule

Month Diagnosed	Report to MCR
July 2017	March 2018
August 2017	April 2018
September 2017	May 2018
October 2017	June 2018
November 2017	July 2018
December 2017	August 2018



## EDUCATIONAL CORNER

La'Tawnya Roby, BS, CTR  
MCR Data Quality Analyst – Trainer

### 2018 Implementations and Timelines

Below are the links to the changes that will become effective for cases diagnosed 01/01/2018 and forward. Manuals and Databases have not yet been completed. Therefore, the edit sets for cases diagnosed 01/01/2018 forward have not been created. Without edit sets, vendors cannot setup cancer registry software to abstract 2018 cases.

<https://www.naaccr.org/2018-implementation/>

[https://20tqtx36s1la18rvn82wcmpn-wpengine.netdna-ssl.com/wp-content/uploads/2018/02/2018-Implementations-and-Timeline-V1.6\\_20180213.pdf](https://20tqtx36s1la18rvn82wcmpn-wpengine.netdna-ssl.com/wp-content/uploads/2018/02/2018-Implementations-and-Timeline-V1.6_20180213.pdf)

### AJCC 8<sup>th</sup> Edition

#### - Updated Breast Chapter

The breast chapter has been updated. Due to the changes the entire chapter has been made available to download.

<https://cancerstaging.org/references-tools/deskreferences/Pages/Breast-Cancer-Staging.aspx>

#### - Replacement Pages

There are updates and corrections to the 8<sup>th</sup> Ed. Replacement pages for the hard copy purchased from September 2016 through February 2018 are available.

<https://cancerstaging.org/references-tools/deskreferences/Pages/8EUpdates.aspx#Histology/Topography>

### 2018 ICD-O-3 Update

- Cases diagnosed 01/01/2018 +

**Please check the 2018 ICD-O-3 Update Table first to determine if the histology is listed. If the histology is not included in the update, then review ICD-O-3 and/or Hematopoietic and Lymphoid Database and/or Solid Tumor Rules (MP/H).**

- Beginning with cases diagnosed 1/1/2018 forward, bronchioloalveolar carcinoma (BAC) is no longer the preferred term.

<https://www.naaccr.org/2018-implementation/#Histology>

### Grade

Beginning with cases diagnosed in 2018 grade information will be collected in three fields; Clinical Grade, Pathological Grade, and Post-Therapy Grade. Within the Grade Manual you will find definitions for the three new grade data items, coding instructions, and the site/histology specific grade tables.

[https://20tqtx36s1la18rvn82wcmpn-wpengine.netdna-ssl.com/wp-content/uploads/2018/02/2018-Grade-Manual.DRAFT\\_2.16.18.pdf](https://20tqtx36s1la18rvn82wcmpn-wpengine.netdna-ssl.com/wp-content/uploads/2018/02/2018-Grade-Manual.DRAFT_2.16.18.pdf)

### Papillary Carcinoma of Thyroid

8260/3: Papillary Carcinoma of Thyroid

8050/3: Papillary Carcinoma, NOS

Please see page 75 of the ICD-O-3 manual and Rule H14 of the Other Sites in the MPH Manual.

## Test Your Knowledge

### 2018 ICD-O-3 Histology Coding Table

1. Final diagnosis: TAH BSO, Right Ovary- Serous Carcinoma, High Grade

Primary Site	2017 Histology	2018 Histology

2. Final diagnosis: Biopsy, Base of tongue- Squamous Cell Carcinoma, HPV-Negative

Primary Site	2017 Histology	2018 Histology

3. Final diagnosis: Biopsy, Endometrial- High Grade Neuroendocrine Carcinoma

Primary Site	2017 Histology	2018 Histology

4. Final diagnosis: Biopsy, Left thigh mass- Undifferentiated Round Cell Sarcoma

Primary Site	2017 Histology	2018 Histology

### 2018 Grade

1. 47 yr old WF with a large right breast mass, needle core biopsy shows Ductal Carcinoma, High Grade. Patient was given chemotherapy followed by MRM. Final pathologic diagnosis: Ductal Carcinoma, Low Grade.

**Grade Clinical** \_\_\_\_\_ **Grade Pathological** \_\_\_\_\_ **Grade Post Therapy** \_\_\_\_\_

2. 72 yr old BM right colon biopsy: Moderately Differentiated Adenocarcinoma. Patient selected surgery for treatment. Hemicolectomy was performed and the final diagnosis showed Poorly Differentiated Mucin- Producing Adenocarcinoma

**Grade Clinical** \_\_\_\_\_ **Grade Pathological** \_\_\_\_\_ **Grade Post Therapy** \_\_\_\_\_

3. 65 yr old WF, chest xray showed Right Middle Lobe lung mass, 0.50 cm. A biopsy confirmed Squamous Cell Carcinoma, grade 1. The patient was treated with external beam radiation.

**Grade Clinical** \_\_\_\_\_ **Grade Pathological** \_\_\_\_\_ **Grade Post Therapy** \_\_\_\_\_

4. 27 yr old WM complaining of right sided abdominal pain. CT scan showed liver mass. Biopsy was performed to determine etiology. Final Pathologic diagnosis: Undifferentiated Adenocarcinoma, colon origin.

**Grade Clinical** \_\_\_\_\_ **Grade Pathological** \_\_\_\_\_ **Grade Post Therapy** \_\_\_\_\_



Answers on  
page 6






MISSISSIPPI CANCER REGISTRY  
2018 FALL EDUCATIONAL  
WORKSHOP  
AUGUST 23, 2018

## Upcoming Events



National Cancer Registrars Week  
April 9-13, 2018

**Cancer Registrars:**  
Hidden Jewels of Cancer Care



**BIG IDEAS  
IN THE BIG  
EASY**

INNOVATION  
THROUGH EDUCATION  
AND NETWORKING




NCRA's 44<sup>TH</sup> Annual  
Educational Conference

May 20-23, 2018  
Sheraton New Orleans Hotel  
New Orleans, LA

June 9–14, 2018

“Bridging the Path to the Future of Cancer Surveillance”



**NAACCR**  
PITTSBURGH 2018



ICD-0-3 Answers: 1) C569 8441/3 8461/3 ● 2) C019 8070/3 8086/3 ● 3) C541 8246/3 8041/3 ● 4. C492 8803/3 8803/3  
Grade Answers: 1. C:3 P:9 PT:1 ● 2. C:2 P:3 PT: Blank ● 3. C:1 P:9 PT:Blank ● 4. C:9 P:9 PT:Blank



UNIVERSITY OF MISSISSIPPI MEDICAL CENTER

MISSISSIPPI CANCER REGISTRY

2500 NORTH STATE STREET

JACKSON, MISSISSIPPI 39216

Phone: 601-815-5482 Fax: 601-815-5483

**Director– UMMC & MS Cancer Registry:**

Deirdre Rogers, dbrogers@umc.edu

**MCR Manager:**

Tresheena Boyd, tboyd@umc.edu

**Clinical Systems-Application Coordinator/Analyst-**

**Intermediate:**

Kristy Brister, kabrister@umc.edu

**Data Analyst-Auditor:**

Ashanti Greenwood, agreenwood@umc.com

**Data Analyst-Trainer:**

La’Tawnya Roby, ldroby@umc.edu

**Cancer Registrars:**

Deidra Amos, damos@umc.edu

Stacy Major, semajor@umc.edu

April Huggins, ahuggins@umc.edu

Lisa Hamel, lhamel@umc.edu

Nina Engelman, nengelman@umc.edu

**Student Researcher:**

Camryn Fleming, cpfleming@umc.edu

**Administrative Assistant:**

Ophelia Spencer, ospencer@umc.edu

We acknowledge the Centers for Disease Control and Prevention and University of Mississippi Medical Center for their support of the MCR staff, and the printing and distribution of the monograph under a cooperative agreement awarded to the MCR.